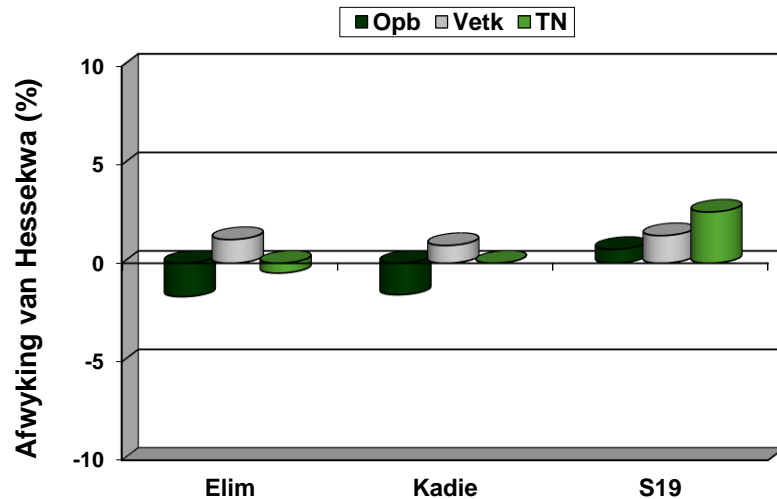


Langtermyn relatiewe agronomiese prestasie van kultivars vir die Oos-Rûens (4 lokaliteite)

Napky • Swellendam • Heidelberg • Hdb Vlakte



Opbrengs in kg/ha

Kultivar	2018	2017	2016	2015	Gemidd	% Afw
Hessekwa	2942	3506	4159	4444	3793	100.0
Elim	3111	3343	3948	4415	3729	98.3
Kadie	2584	3310	4418	4507	3734	98.4
S19	2761	3551	4528	4248	3819	100.7

Vetkorrel

Kultivar	2018	2017	2016	2015	Gemidd	% Afw
Hessekwa	91.1	96.7	89.5	94.3	93.2	100.0
Elim	92.3	98.2	91.1	94.3	94.3	101.2
Kadie	89.3	97.2	93.0	95.1	94.0	100.9
S19	93.8	96.1	94.3	96.1	94.5	101.4

Korrelstikstof

Kultivar	2018	2017	2016	2015	Gemidd	% Afw
Hessekwa	2.27	1.91	2.00	1.74	1.96	100.0
Elim	2.26	1.88	2.03	1.71	1.95	99.5
Kadie	2.26	1.97	2.02	1.68	1.96	100.0
S19	2.34	1.97	2.02	1.79	2.01	102.6



Langtermyn agronomiese prestasie van garskultivars vir die Rûens 2018

Kultivar	Strooi lengte	Blaarvlek	Nettipe Netvlek	Koltipe Netvlek	Blaarroes
Hessekwa	M	W	MV	MV	W
Elim	M	MW	MW	V	W
Kadie	MK	W	MW	V	MW
S19	MK	W	MW	V	MW

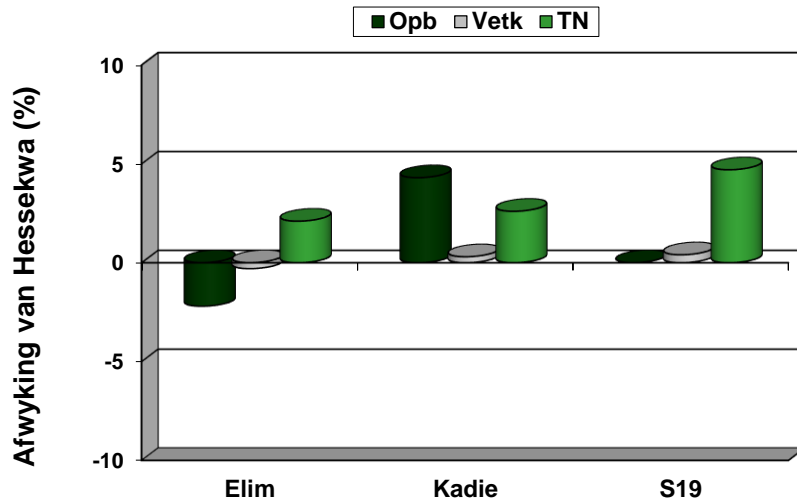
ML = Medium Lank
M = Medium
MK = Medium Kort
K = Kort

MW = Matig Weerstandbiedend
MV = Matig Vatbaar
W = Weerstandbiedend
V = Vatbaar



Langtermyn relatiewe agronomiese prestasie van kultivars vir die Wes-Rûens (4 lokaliteite)

Caledon • Rietpoel • Greyton • Tygerhoek



Opbrengs in kg/ha

Kultivar	2018	2017	2016	2015	Gemidd	% Afw
Hessekwa	6122	4349	5250	4315	5055	100.0
Elim	6216	4103	5259	3960	4946	97.8
Kadie	6290	4828	5701	3947	5274	104.3
S19	5905	4535	5652	3824	5056	100.0

Vetkorrel

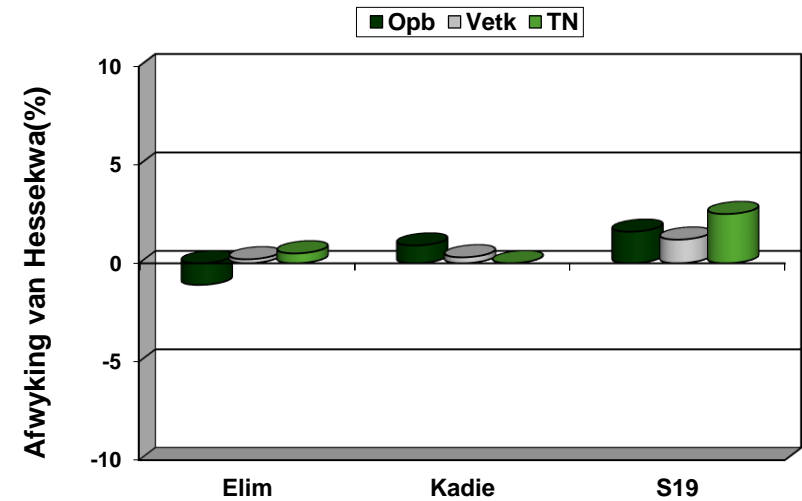
Kultivar	2018	2017	2016	2015	Gemidd	% Afw
Hessekwa	97.0	95.3	94.1	94.6	95.3	100.0
Elim	97.2	93.5	94.2	95.2	95.0	99.7
Kadie	96.8	94.5	95.1	96.1	95.6	100.3
S19	97.8	94.6	94.1	96.5	95.7	100.4

Korrelstikstof

Kultivar	2018	2017	2016	2015	Gemidd	% Afw
Hessekwa	1.85	2.18	1.86	1.77	1.92	100.0
Elim	1.88	2.24	1.87	1.84	1.96	102.1
Kadie	1.90	2.28	1.89	1.76	1.97	102.6
S19	2.02	2.11	1.95	1.93	2.01	104.7

Langtermyn relatiewe agronomiese prestasie van kultivars vir die Suid-Rûens (4 lokaliteite)

Napier • Klipdale • Bredasdorp • Proteem



Opbrengs in kg/ha

Kultivar	2018	2017	2016	2015	Gemidd	% Afw
Hessekwa	5673	3117	5078	5396	4816	100.0
Elim	5507	3021	5271	5259	4765	98.9
Kadie	5446	3316	5424	5241	4857	100.9
S19	5733	3317	5419	5098	4892	101.6

Vetkorrel

Kultivar	2018	2017	2016	2015	Gemidd	% Afw
Hessekwa	90.1	96.9	92.9	96.3	94.0	100.0
Elim	87.6	97.8	95.0	95.7	94.2	100.2
Kadie	91.1	97.2	94.0	95.8	94.3	100.3
S19	91.9	97.9	94.8	95.9	95.1	101.2

Korrelstikstof

Kultivar	2018	2017	2016	2015	Gemidd	% Afw
Hessekwa	2.26	1.92	1.88	1.88	1.99	100.0
Elim	2.24	2.07	1.86	1.86	2.00	100.5
Kadie	2.20	2.07	1.85	1.85	1.99	100.0
S19	2.30	2.10	1.86	1.92	2.04	102.5